




# CONCRETE STAMP RENTAL GUIDE 2014

## Italian Slate Texture Skin (Fine)




Mat Size 36" X 36"  
Touch Up Mat 18" X 18"

## Oxford Slate Texture Skin (Medium)



Mat Size 36" X 36"  
Touch Up Mat 18" X 18"

## Chiseled Slate Texture Skin (Medium)



Mat Size 36" X 36"  
Touch Up Mat 18" X 18"

## Heavy Stone Texture Skin (Heavy)



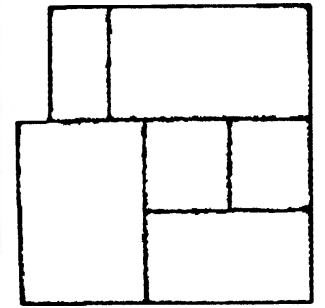
Mat Size 36" X 36"  
Touch Up Mat 18" X 18"

# Ashlar Slate Butterfield Color



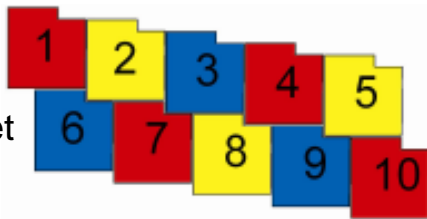
3 Mats per Set  
24" X 24"

# Ashlar Slate Beautycrete



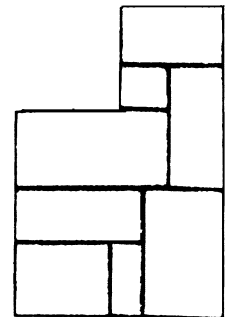
3 Mats per Set  
23" X 23"

# Large Ashlar Slate



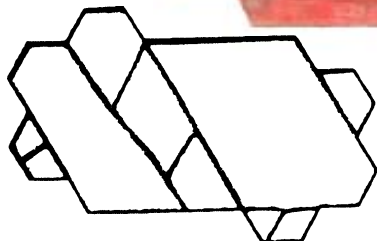
3 Mats per Set  
28" X 28"

# Rocky Mountain Slate




3 Mats per Set 36" X 24"

# Park City Slate



2 Mats per Set 35" X 16"

# New Brick Running Bond



1 Mat per Set 32" X 20"

## Mexican Tile




1 Mat per Set 24" X 24"

## Slate Tile



3 Mats per Set 24" X 24"

## Walkway Slate



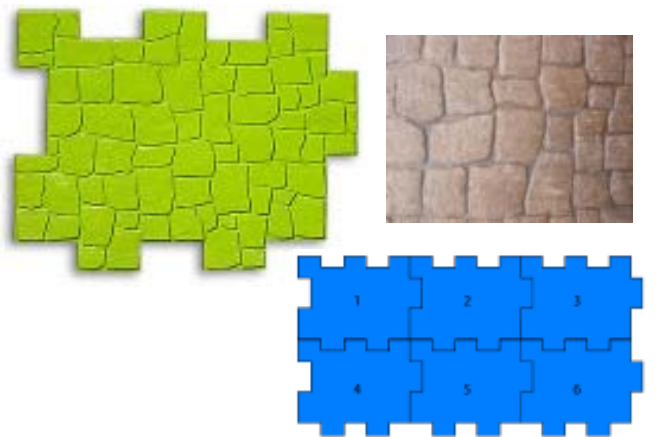
3 Mats per Set 18" X 36"

## Circle Slate




Each Mat  
 4'4" Circle 26" X 29"(Y)  
 9' Circle 29" X 32"(R)  
 14' Circle 31" X 34"(B)  
 19' Circle 30" X 33"(Y)

## Coquitlam Fieldstone




1 Mat per Set 24" X 30"

## Large Stone Fan



1 Mat per Set 46" X 26"

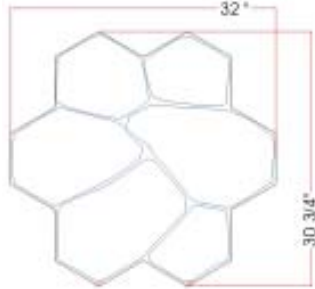
## European Fan



1 Mat per Set 27" X 46"



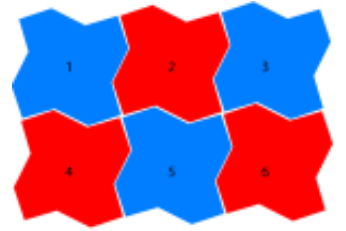
## Fieldstone



3 Mats per Set  
32" X 30 3/4"



## Flagstone



1 Mat per Set  
44" X 44"

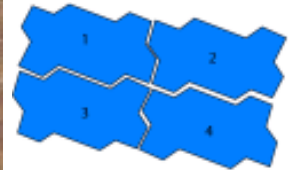


## Appalachian Flagstone




3 Mats per Set 36" X 51"

## Castlestone



1 Mat per Set 36" X 54"


## Mayan Cobblestone



1 Mat per Set  
32" X 24"



## London Cobble



1 Mat per Set 17" X 30"


# Platteville Limestone

Vertical Stamping



3 Mats per Set 28" X 17"  
Filler Stone 23<sup>3</sup>/<sub>4</sub>" X 8<sup>1</sup>/<sub>2</sub>"

# Wood Plank



Mat Sizes

- 16" X 12"
- 32" X 12"
- 48" X 12"
- 64" X 12"
- 80" X 12"



# Belgian Cobble Border



1 Mat per Set 35" X 10<sup>3</sup>/<sub>4</sub>"

# London Cobble Border



1 Mat per Set 35" X 7"

# Pennsylvania Soldier Course



1 Mat per Set 28<sup>1</sup>/<sub>2</sub>" X 8<sup>1</sup>/<sub>2</sub>"  
Finishing Corner 8<sup>1</sup>/<sub>2</sub>" X 8<sup>1</sup>/<sub>2</sub>"



# 4" Tumbled Edge Stone Border

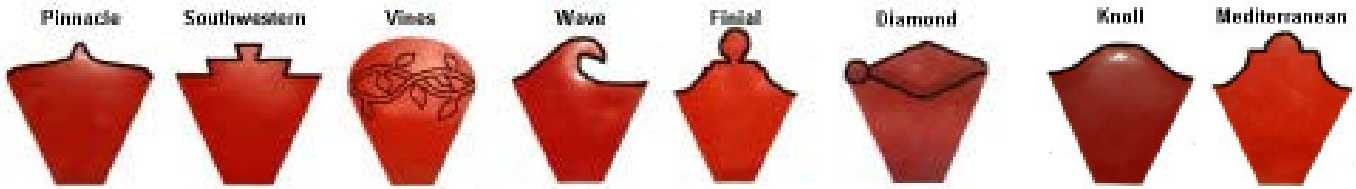


1 Mat per Set 40<sup>1</sup>/<sub>4</sub>" X 15"  
Finishing Corner 19" X 19"



# Concrafter Rental Mats

## Original Signature Design Tools



Mats are 24" wide can produce up to a 18" wide border

Corner



8" X 8" 12" X 12"  
16" X 16"



Vine Border



Southwestern  
Border



Pinnacle c/w Vine Border

## Tamper



Wave Border  
using Tamper

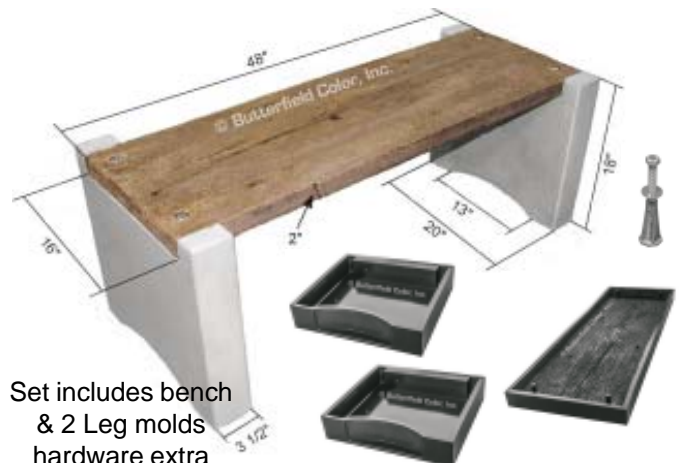
40" high with 11½" Square Base

## Slate Texture Roller



Roller is 22½" Wide or 6" Wide

## Concrete Bench Mold System



Set includes bench  
& 2 Leg molds  
hardware extra

Bench 48" Long X 20" Wide X 18" High