




COUNTERFORM
 CONCRETE COUNTERTOP SOLUTIONS
 www.concretecountertopsolutions.com

CS Con-Spec Industries Ltd.


9525 - 63 Avenue, Edmonton, Alberta T6E 0G2
 Bus: (780) 437-6136 Fax: (780) 437-5242

Cast-in-Place Form Profiles

All edge form packages contain eight 8' sections of edge form (64 Lin feet) and six 8' sections of back wall form (48 lin feet).



Double Fancy Radius



Fancy Radius




Full Bullnose



Half Bullnose



Quarter Bullnose



Square Edge



Ogee Profile



Edge Expert

Includes inside and outside corner, cutting guides. Edge Experts hold all edge profiles firmly in the correct position while mitering.



Faucet Knockouts

Set of two reusable silicone faucet knockouts that will create a 1.25 inch hole and 2.5 inch pocket. This will accept most faucets and spouts.



Sink Form

8 Foot self-adhering flexible sink form. Will conform to most undermount sinks.



Stone & Slate Form Liners

Reusable, 8 foot form liners. 2-1/4" made to fit perfectly inside of Z-Counterform Square Edge Form (Will also work in the Half Bullnose Form. Use Polyester mounting tape to hold form liner to this form.) Ends are tapered to allow overlapping.

Curved Square Edge

A standard 8' long square edge form (SE001) that is factory cut to accommodate a radius as tight as 6". Use electrical tape in the bottom of forms to seal up holes after the form has been attached.

